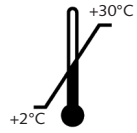


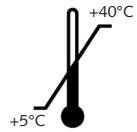
Storage



+2 to +30°C Only store DrugWipe within this temperature range.

Incorrect storage conditions, such as high temperatures or frost, will damage the test.

Use



+5 to +40°C Use DrugWipe within this temperature range.

If using the test in the rain or snow, ensure that DrugWipe is protected from moisture.

Dispose of used and expired tests with other non-recyclable waste. Please comply with your local regulations for waste disposal.

Quality Control


DrugWipe 5 F has an integrated control line. The control line indicates that the test is fully functional and that the screening test has been performed correctly.

Please observe any additional quality control regulations that apply in your institution or establishment.

Cross-Reactions

We have analyzed the substances that cross-react with the DrugWipe F test in our laboratory. We can provide you with information about possible cross-reactions on request.

Overview of DrugWipe Product Lines



Saliva



Surfaces



Surfaces,
sweat,
saliva

For the detection of cannabis, opiates, cocaine, amphetamines/methamphetamines/ecstasy, ketamine and benzodiazepines.



DrugWipe® 5 F Test for surfaces to detect

- Cannabis
- Amphetamines/methamphetamines
- Cocaine
- Opiates



Securetec Detektions-Systeme AG · Lilienthalstraße 7 · 85579 Neubiberg, Germany

T +49 89 203080-1651 · F +49 89 203080-1652

info@securetec.net · www.securetec.net

© 2018 Securetec Detektions-Systeme AG · 70066-EN-v08-2018-10-17

Intended Purpose

DrugWipe F is intended to be used for the qualitative detection of drugs on surfaces by trained professionals.

The test detects cannabis, opiates, cocaine and amphetamines/ methamphetamines (including MDMA/ecstasy).

The measurement procedure delivers a preliminary result (screening procedure). Verification of the results is required, in particular if these are positive. Liquid or gas chromatography combined with mass spectrometry (LC/MS, GC/MS) are the preferred broad-spectrum methods.

Test Principle

DrugWipe F is an immunological quick screening test.

The sample collector transfers the sample to the test strips, which contain drug-specific antibodies. If the sample collected contains drugs, they will bind to the antibodies. The test begins as soon as the test strips are immersed in water. The water helps the drugs that are bound to the antibodies to migrate to the test line. The red test line is evaluated visually.

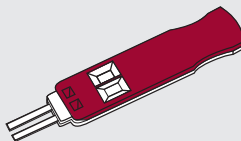
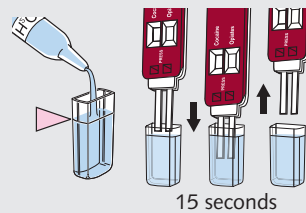
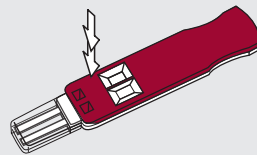
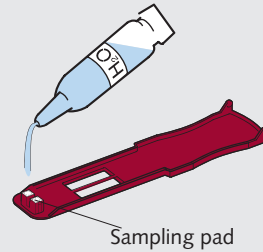
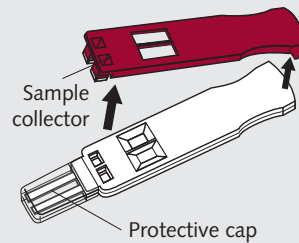
Package Content

- 1 DrugWipe F drug test
- 1 water ampoule
- 1 package with desiccant

Read Before Performing the Test

1. DrugWipe 5 F is for single use only.
2. Discard the test if the expiry date has been exceeded.
3. At temperatures below +5°C, warm up the test prior to opening, e.g. with your hands.
4. Avoid temperatures in excess of +40°C. Damage to the test may occur.
5. Discard the test if the packaging is damaged, if any moisture has penetrated the packaging, or if a control line has already changed colour to red.
6. Do not open the packaging until shortly before the test is to be used.

Performing a Test



1. Remove the red sample collector from the white test cassette. **Do not remove the protective cover. Do not touch the sampling pads.**
2. Moisten the sampling pads on the sample collector. Shake off any excess water.
3. Using light pressure, wipe the surface with the sample collector approx. 5 to 6 times. **Take care not to bend the sample collector as you do so. Only dab the surface if it is very rough.**
4. Place the sample collector back on the test cassette. **Sample collectors must slot into place with an audible double click.**
5. Remove the protective cap and fill with water up to the marked level. **Immerse the test strip in water for 15 seconds and then remove. Do not immerse the white plastic casing when doing so.**
6. Leave the test undisturbed on a horizontal surface. After 8 minutes, read the test result.

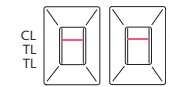
Results Interpretation

- In the case of strongly positive samples, a result may be visible after just 3 minutes.
- You can read the test result after 8 minutes.
- The test result is to be interpreted as positive even if the test lines only undergo a slight or incomplete colour change.
- Ensure that you have sufficient lighting when evaluating test results, e.g., by using a torch if necessary.

The read out window shows 1 or 2 drug groups and a control line for each test strip. The following abbreviations are used:

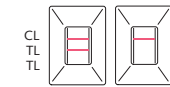
- CA cannabis (THC/marijuana/hashish)
- AM amphetamines
- MET methamphetamines (MDMA/ecstasy)
- CO cocaine (crack)
- OP opiates (heroin/morphine)
- CL control line
- TL test line

Negative result = no illegal drugs detected



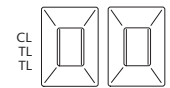
All control lines must turn red in order for the test to be valid. The test is negative for those drugs where none of the test lines turn red.

Positive result = drugs detected



All control lines must turn red in order for the test to be valid. The test is positive for the drugs for which the test line turns red.

Invalid result = repeat the test



The test is invalid if one or more control lines do not turn red. Repeat the screening with a new test.